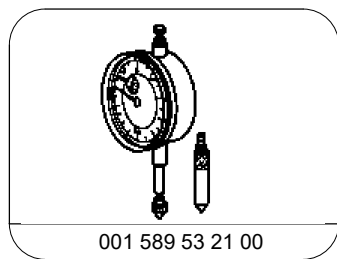


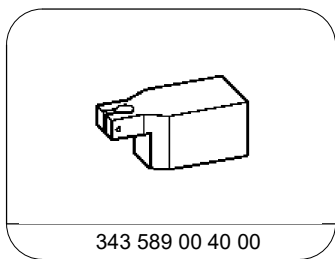
Test dimensions for pistons

Number	Designation		Engine 601, 602 except 602.98, 603
BE03.10-P-1001-02B	Piston projection (a) with new crankcase	mm	0.74...0.96
		See figure	-
BE03.10-P-1002-02B	Piston projection (a) with machined crankcase	mm	0.96...1.16
		See figure	-



001 589 53 21 00

Dial gage

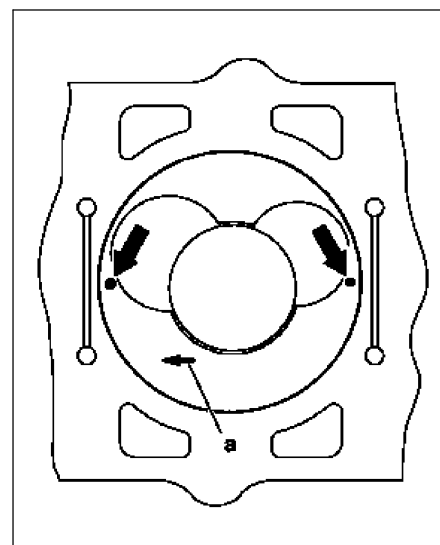


343 589 00 40 00

Dial gage holder

i The piston projection must be measured after replacing the pistons/conrod or machining the crankcase contact surface.
Measure projection between piston crown and crankcase contact surface without the cylinder head gasket fitted.
The measurement must be carried out in the direction of the piston pin in order to eliminate piston rock.

- 1 Position piston to TDC
- 2 Measure piston projection between piston crown and crankcase contact surface at the two measuring points (arrows).



D03.10-0003-02